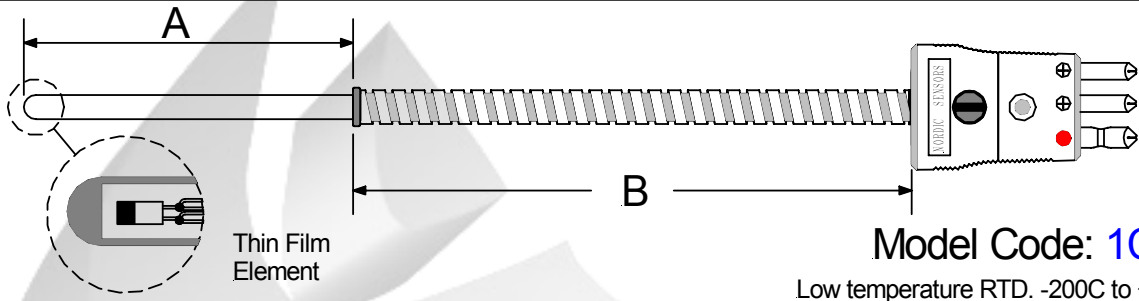


Plastic Industry RTD's

Tube & Wire General Purpose RTD.



Model: 1C -

1. Outside Diameter

A	1/8"
B	3/16"
C	1/4"

2. "A" Dimension

"A" = 0 2 "

Insertion Length In Inches

3. RTD Element Type

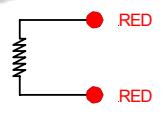
Ohms	Class A	Class B
1 x Pt100	1	2
2 x Pt100	3	4
1 x Pt1000	5	6
2 x Pt1000	7	8

Temperature Coefficient: 0.00385
Platinum element
IEC 751

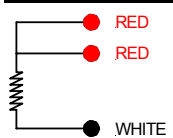
4. RTD Wire Connection

A	2 Wire Configuration
B	3 Wire Configuration
C	4 Wire Configuration

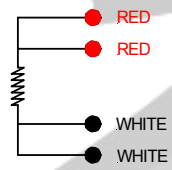
2 Wire Configuration



3 Wire Configuration



4 Wire Configuration



5. Wire Description

S	24 Gage Stranded Stainless Steel Braid
X	Flexible Armor Cable
F	24 Gage Stranded Fiberglass Cable
T	24 Gage Stranded Teflon Cable

6. "B" Dimension

"B" = 0 4 8 "

Leads Wire Length In Inches

7. Termination Type

A	3" Split Leads & 1/2" Bare Ends.
B	3" Slip Leads & Spade Lugs
C	Standard Male Plug (2 & 3 Wire config. only)
D	Standard Female Jack (2 & 3 Wire config. only)
E	Mini Male Plug (2 & 3 Wire config. only)
F	Mini Female Jack (2 & 3 Wire config. only)

8. Accessories

1	None
2	Bx Connector
3	Cable Clamp