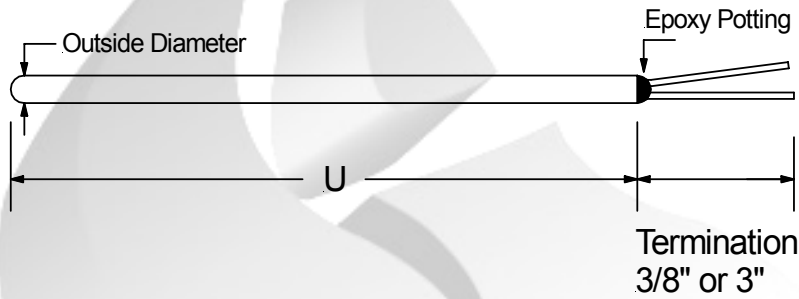


Mineral Insulated Thermocouple

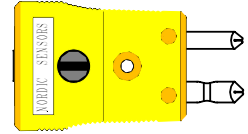
Straight Thermocouple Elements

Operating Temperature:
-200 C to +1000 C Max.

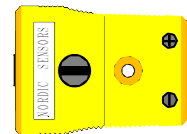
Model Code: **M1**



Optional Male Connector



Optional Female Connector



Model: **A** **B** **C** **D** **E** **F** **G**

M1

A	Outside Diameter
1	0.020"
2	0.040"
3	0.063"
4	0.125"
5	0.188"
6	0.250"
7	0.315"
8	0.375"

B	Sheath Material
A	304 Stainless
B	316 Stainless
C	310 Stainless
D	Inconel 600

C	"U" Dimension
Specify "U" Length In Inches <u>0</u> <u>0</u> <u>6</u>	

Example "U" is 6" = 006

D	"U" Fractional Dimension
A	0.125"
B	0.188"
C	0.250"
D	0.315"
E	0.375"
F	0.500"
G	0.625"
H	0.750"
I	0.875"
J	None

E		Calibration	
Standard Limits of Error		Special Limits of Error	
1	J	6	J
2	K	7	K
3	T	8	T
4	E	9	E
5	N	10	N

F	Junction Styles				
Element Description	Grounded	Ungrounded		Exposed	
	Common	Common	Isolated	Common	Isolated
Single	G		U		E
Duplex	D	F	H	I	M
Triplex	T	Q	R	S	V

G	Termination
1	3/8" Split bare leads.
2	3" Split & Color Coded leads.
3	Standard Male Plug (425 F)
4	Standard Female Jack (425 F)
5	Mini Male Plug (425 F)
6	Mini Female Jack (425 F)
7	Hi Temp. Male Plug (800 F)
8	Hi Temp. Female Jack (800 F)

Nordic Sensors Ind. Inc. Tel: 1-888-667-3421 & Fax: 1-888-867-9986.